

**RUSH  
WITT &  
WILSON**



**4 Brackern Close, Bexhill-On-Sea, East Sussex TN39 3BT  
£749,950**

**A stunning, four bedroom, detached, mock Tudor house, three reception rooms, modern kitchen/breakfast room complete with granite worktops, downstairs cloakroom, four bedrooms to the first floor with en-suite to the master bedroom and separate bathroom, double glazed windows and doors, gas central heating system, private front and extensive rear and side gardens, detached double garage, viewing comes highly recommended by RWW sole agents. Council Tax Band F.**



## **Covered Entrance Porchway**

### **Entrance Hallway**

Entrance door, single radiator, exposed joinery, beautiful staircase with under-stairs storage cupboard.

### **Cloakroom**

WC with low level flush, wall mounted wash hand basin with vanity cupboard beneath, single radiator, tiled walls, obscured glass window overlooks the rear elevation.

### **Study**

12'8 x 7'6 (3.86m x 2.29m)

French doors lead out on to the rear garden, single radiator.

### **Living Room**

17'9 x 12'5 (5.41m x 3.78m)

Exposed beams and joinery, double radiator, stunning inglenook fireplace with oak bessemer, cast iron wood burning stove with matching flume.

### **Dining Room**

13'10 x 10 (4.22m x 3.05m)

Windows to both the front and side elevations, single radiator.

### **Kitchen/Breakfast Room**

15'8 x 14'4 (4.78m x 4.37m)

Window to the rear elevation, door to rear garden, recently re-fitted modern kitchen comprising a range of base and wall units with granite worktops, one and half bowl single drainer enamel sink unit with mixer tap, Rangemaster style cooker with matching extractor canopy and light, built in fridge and freezer, built in dishwasher, washing machine and tumble dryer, integrated microwave oven, tiled splashbacks.

### **First Floor Landing**

Access to roof space, single radiator, window to the front elevation, doubled door linen cupboard.

### **Bedroom One**

12'7 x 10'11 (3.84m x 3.33m)

Window to the side and rear elevations, single radiator, fitted bedroom furniture comprising mirrored fronted sliding wardrobes, matching vanity units with drawers and cupboards.

### **En-Suite**

In-set jacuzzi style bath with hand-shower attachment, wc with low level flush, wall mounted wash hand basin with vanity unit and drawers beneath, tiled walls and tiled floor, heated towel rail, obscured glass window to the rear elevation.

### **Bedroom Two**

12'8 x 9'3 (3.86m x 2.82m)

Window to the front elevation, single radiator, built in wardrobe cupboards.

### **Bedroom Three**

10'5 x 10'3 (3.18m x 3.12m)

Window to the front elevation, single radiator.

### **Bedroom Four**

11'3 x 7'8 (3.43m x 2.34m)

Window to both the rear and side elevations, single radiator, built in mirrored fronted wardrobe cupboards.

### **Family Bathroom**

Suite comprising shower-bath with hand shower attachment, fixing and shower screen, wc with low level flush, pedestal mounted wash hand basin, heated towel rail, tiled walls, obscured glass window to the rear elevation.

### **Outside**

#### **Front Garden**

Is mainly laid to lawn with neatly kept, well stocked shrub and flowerbeds, private and secluded position, enclosed with fencing and hedging, off road parking for several vehicles is available.

#### **Detached Double Garage**

With up and over door, personal door and obscured glass window to the side elevation.

#### **Side Gardens**

Mainly laid to lawn, excellent size, all enclosed with mature shrubbery, tree and plants of various kinds, opens out on to the rear garden.

#### **Rear Garden**

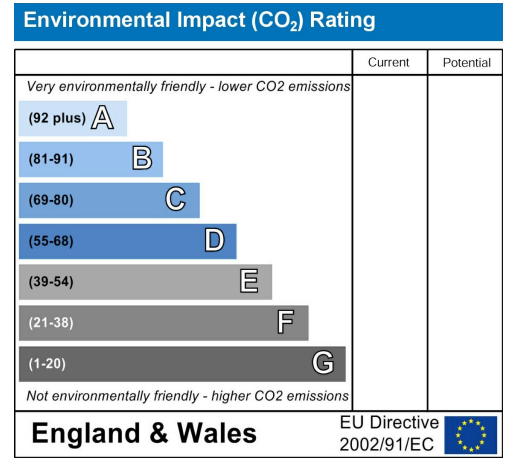
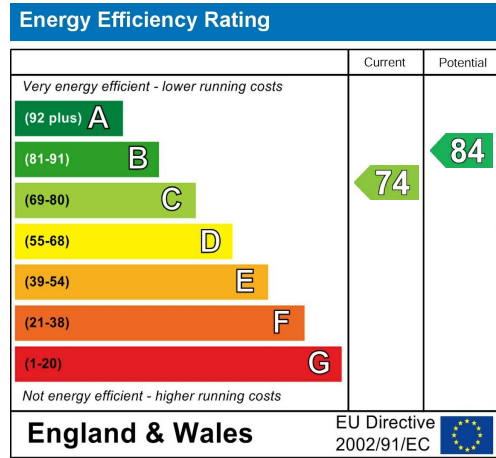
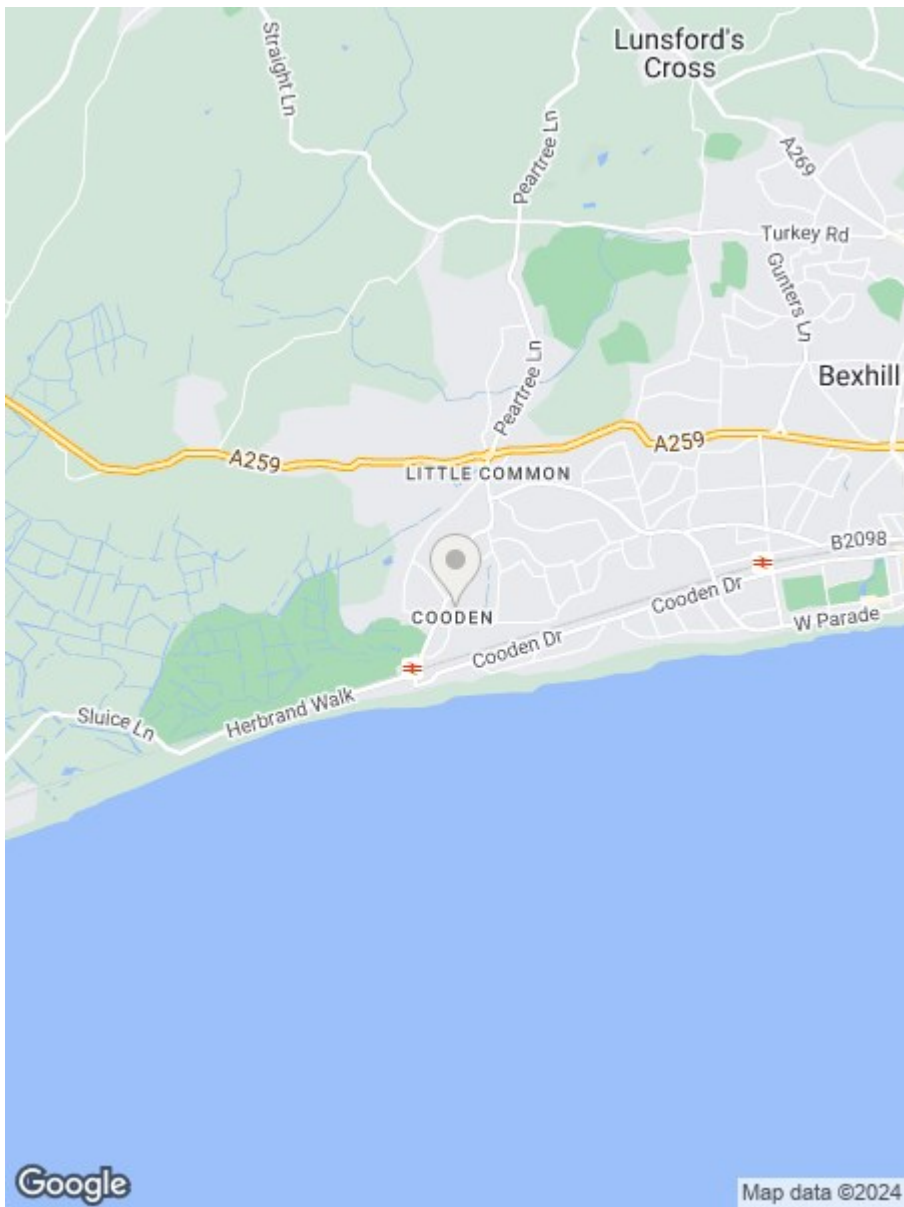
Extensive in size, private and secluded, all enclosed by fencing to all sides, outside water tap, large patio areas for alfresco dining.

None of the services or appliances mentioned in these sale particulars have been tested. It should also be noted that measurements quoted are given for guidance only and are approximate and should not be relied upon for any other purpose.

### **Agents Note**







**RUSH  
WITT &  
WILSON**

**Residential Estate Agents  
Lettings & Property Management**



**3 Devonshire Road  
Bexhill-on-Sea  
East Sussex  
TN40 1AH  
Tel: 01424 225588  
bexhill@rushwittwilson.co.uk  
www.rushwittwilson.co.uk**